

fastar-jira

Project: behametrics-learn

Sorted by: Priority descending, then Updated descending

1-249 of 249 as at: 07/May/19 12:36

Key	Status	Sprint	Created	Updated	Assignee	Description	Acceptance criteria	T	Summary
BEL-232	<span>DONE</span>	BEL Sprint 10	09/Apr/19	10/Apr/19	Michal Manak			<input checked="" type="checkbox"/>	Unify naming of columns in whole platform
BEL-68	<span>DONE</span>	BEL Sprint 2	29/Oct/18	05/Nov/18	Matej Končál	Create repository with appropriate name in <a href="https://gitlab.com/tp-fastar">https://gitlab.com/tp-fastar</a>		<input type="checkbox"/>	BEL-25 / Create repository for ML module
BEL-67	<span>DONE</span>	BEL Sprint 2	27/Oct/18	27/Oct/18	Matúš Kalafut	Configure the server to send an Access-Control-Allow-Methods response header that includes Content-Type		<input type="checkbox"/>	BEL-56 / Enable CORS and bulk insert on server-side
BEL-238	<span>DONE</span>	BEL Sprint 11	16/Apr/19	07/May/19	Tomáš Jendrejčák	<a href="https://team04-18.studenti.fiit.stuba.sk/wiki/display/BEH/Testovanie">https://team04-18.studenti.fiit.stuba.sk/wiki/display/BEH/Testovanie</a>		<input type="checkbox"/>	Prepare user testing
BEL-82	<span>DONE</span>	BEL Sprint 3	06/Nov/18	17/Nov/18	Michal Manak	For each mouse movement compute horizontal/vertical velocity and acceleration. Matej Končál suggest to write general function which accepts function in parameter and compute output (e. g. velocity) by passed function Use raw_logs.csv from <a href="http://www2.fiit.stuba.sk/~kratky/biometrics/data/web_ident_mouse/index.html">http://www2.fiit.stuba.sk/~kratky/biometrics/data/web_ident_mouse/index.html</a> . Select data from one user and count on them. We will do it per user session later.		<input type="checkbox"/>	BEL-79 / Compute acceleration and jerk for each axis
BEL-69	<span>DONE</span>	BEL Sprint 2	29/Oct/18	05/Nov/18	Michaela Balázová	For each event identify session in which event was logged. Matej Končál suggestion 2 events from same user belong to same user session, if their time difference is less than 30min. But make it general, so i want to change 1 variable to modify time threshold Use raw_logs.csv from <a href="http://www2.fiit.stuba.sk/~kratky/biometrics/data/web_ident_mouse/index.html">http://www2.fiit.stuba.sk/~kratky/biometrics/data/web_ident_mouse/index.html</a>		<input type="checkbox"/>	BEL-25 / Identify user sessions
BEL-70	<span>DONE</span>	BEL Sprint 2	29/Oct/18	05/Nov/18	Matej Končál	For each mouse movement compute horizontal/vertical velocity and acceleration. Matej Končál suggest to write general function which accepts function in parameter and compute output (e. g. velocity) by passed function Use raw_logs.csv from <a href="http://www2.fiit.stuba.sk/~kratky/biometrics/data/web_ident_mouse/index.html">http://www2.fiit.stuba.sk/~kratky/biometrics/data/web_ident_mouse/index.html</a> . Select data from one user and count on them. We will do it per user session later.		<input type="checkbox"/>	BEL-25 / Compute velocity and acceleration
BEL-71	<span>DONE</span>	BEL Sprint 2	29/Oct/18	05/Nov/18	Matej Končál	For each event identify segment to which event belongs to. Split can be determined according to time interval, silence time, ... Matej Končál suggest to write general function which accepts function in parameter and identify split threshold by passed function Use raw_logs.csv from <a href="http://www2.fiit.stuba.sk/~kratky/biometrics/data/web_ident_mouse/index.html">http://www2.fiit.stuba.sk/~kratky/biometrics/data/web_ident_mouse/index.html</a> . Select data from one user and count on them. We will do it per user session later.		<input type="checkbox"/>	BEL-26 / Split events to segments
BEL-18	<span>DONE</span>	BEL Sprint 1	08/Oct/18	15/Oct/18	Kamil Janeček	Create JIRA methodoogy.		<input type="checkbox"/>	BEL-17 / JIRA methodology
BEL-249	<span>DONE</span>	BEL Sprint 11	22/Apr/19	07/May/19	Kamil Janeček			<input type="checkbox"/>	Prepare demo server

Key	Status	Sprint	Created	Updated	Assignee	Description	Acceptance criteria	T	Summary
BEL-17	<span>DONE</span>	BEL Sprint 1	08/Oct/18	22/Oct/18	Michal Manak	Create all required methodologies.			Methodologies
BEL-50	<span>DONE</span>	BEL Sprint 1	10/Oct/18	21/Oct/18	Kamil Janeček	Find correct way to test python Flask applications. pytest some dependency injection or correct way to mock modules so we can easily make unit tests.			BEL-23 / Tests and DI
BEL-1	<span>DONE</span>		02/Oct/18	15/Oct/18	Kamil Janeček		VM is setup correctly (nginx, jira, confluence, firewall, product app, TLS) Website is created and deployed.		VM setup
BEL-4	<span>DONE</span>		02/Oct/18	08/Oct/18	Michal Manak	Gitlab-CI -> copy to VM. / create user, folder, nginx settings/			BEL-1 / Setup webpage deploy to VM
BEL-253	<span>TO DO</span>		07/May/19	07/May/19	Matej Končál	<ul style="list-style-type: none"> <li>fix custom columns in bck-img</li> <li>fix resolution height and width (when scale on x and y axis is 1)</li> </ul> 		Fix background image wit resolution height and width, custom columns	
BEL-231	<span>DONE</span>	BEL Sprint 10, BEL Sprint 11	09/Apr/19	07/May/19	Michaela Balážová				Refactor current visualisations impl
BEL-230	<span>DONE</span>	BEL Sprint 11	09/Apr/19	07/May/19	Unassigned	As a researcher I want to be able to add background image to movement data so that I could better visualize the data in the given context. Example: Touch data logged from drawing patterns on a grid (the grid being the background).	jupyter-notebook with working example		CLONE - Add background image to movement data

Key	Status	Sprint	Created	Updated	Assignee	Description	Acceptance criteria	T	Summary
BEL-245	<span>DONE</span>	BEL Sprint 11	17/Apr/19	07/May/19	Kamil Janeček	Get data from session in which user wants to be authenticated  <a href="https://gitlab.com/tp-fastar/demo-server/blob/develop/behademo/services/auth/user_model.py#L59">https://gitlab.com/tp-fastar/demo-server/blob/develop/behademo/services/auth/user_model.py#L59</a>			BEL-249 / Prepare data for user authentication
BEL-244	<span>DONE</span>	BEL Sprint 11	17/Apr/19	07/May/19	Kamil Janeček	Prepare data for model training: 1. Select data from all users 2. Filter data - data from user for which model will be trained + N other users  <a href="https://gitlab.com/tp-fastar/demo-server/blob/develop/behademo/services/auth/user_model.py#L5">https://gitlab.com/tp-fastar/demo-server/blob/develop/behademo/services/auth/user_model.py#L5</a>			BEL-249 / Prepare data for model training
BEL-237	<span>DONE</span>	BEL Sprint 11	16/Apr/19	06/May/19	Michaela Balážová				Finalize documentation of all modules
BEL-247	<span>DONE</span>	BEL Sprint 10, BEL Sprint 11	17/Apr/19	06/May/19	Tomáš Jendrejčák	test : • if visualization function returns figure without error maybe something else to test?			BEL-231 / Create test for visualization functions
BEL-180	<span>TO DO</span>		19/Feb/19	02/May/19	Unassigned				Visualize raw data online
BEL-235	<span>DONE</span>	BEL Sprint 10, BEL Sprint 11	11/Apr/19	02/May/19	Michaela Balážová				BEL-231 / Refactor custom_data.py
BEL-243	<span>DONE</span>	BEL Sprint 11	16/Apr/19	01/May/19	Michal Manak				BEL-238 / Questionnaire for pipeline
BEL-242	<span>DONE</span>	BEL Sprint 11	16/Apr/19	01/May/19	Matúš Kalafut				BEL-238 / Notebook with mouse visualizations
BEL-241	<span>DONE</span>	BEL Sprint 11	16/Apr/19	01/May/19	Matúš Kalafut				BEL-238 / Notebook with touch visualizations
BEL-240	<span>DONE</span>	BEL Sprint 11	16/Apr/19	01/May/19	Ján Vnenčák				BEL-238 / Questions about logger and server
BEL-239	<span>DONE</span>	BEL Sprint 11	16/Apr/19	01/May/19	Tomáš Jendrejčák				BEL-238 / Questionnaire for visualizations
BEL-252	<span>DONE</span>		23/Apr/19	29/Apr/19	Kamil Janeček	<a href="https://python-packaging.readthedocs.io/en/latest/dependencies.html#specifying-dependencies">https://python-packaging.readthedocs.io/en/latest/dependencies.html#specifying-dependencies</a>			Required dependencies are missing from behlearn package

Key	Status	Sprint	Created	Updated	Assignee	Description	Acceptance criteria	T	Summary
BEL-234	<span>DONE</span>	BEL Sprint 10, BEL Sprint 11	11/Apr/19	29/Apr/19	Unassigned				BEL-231 / Refactor mobile.py
BEL-233	<span>DONE</span>	BEL Sprint 10, BEL Sprint 11	11/Apr/19	29/Apr/19	Michaela Balážová				BEL-231 / Refactor mouse.py
BEL-251	<span>DONE</span>	BEL Sprint 11	23/Apr/19	24/Apr/19	Unassigned				BEL-249 / Preprocess data for user auth
BEL-229	<span>TO DO</span>		09/Apr/19	23/Apr/19	Matuš Kalafut	As a researcher I want to highlight segments in raw data so that I could focus on the information given by the segment to increase my efficiency of raw data examination. Assume that `segment` is a column denoting the segment each raw data row belongs to. Then highlight that segment. Example: For mobile data, – each segment is delineated by `TOUCH_START` and `TOUCH_END` events. Upon hovering, highlight the touch data, and zoom in on the matching accelerometer and gyroscope data. Inspiration: <a href="https://i.stack.imgur.com/4RtYo.png">https://i.stack.imgur.com/4RtYo.png</a>	Jupyter-notebook containing working example		Highlight second-level segments in raw data
BEL-130	<span>TO DO</span>		10/Dec/18	23/Apr/19	Michal Manak	<del>BEL-124</del>			Production demo for end users
BEL-250	<span>TO DO</span>		23/Apr/19	23/Apr/19	Unassigned	tba			Add threshold options to pipeline
BEL-152	<span>DONE</span>	BEL Sprint 6, BEL Sprint 8, BEL Sprint 10	20/Dec/18	23/Apr/19	Michal Manak				User authentication
BEL-248	<span>DONE</span>	BEL Sprint 6, BEL Sprint 8, BEL Sprint 10	22/Apr/19	23/Apr/19	Unassigned	<a href="https://gitlab.com/tp-fastar/demo-server/blob/develop/behademo/services/auth/user_model.py#L8">https://gitlab.com/tp-fastar/demo-server/blob/develop/behademo/services/auth/user_model.py#L8</a>			BEL-152 / Integrate pipeline from demo notebook to demo server
BEL-246	<span>DONE</span>	BEL Sprint 6, BEL Sprint 8, BEL Sprint 10	17/Apr/19	23/Apr/19	Unassigned	Create notebook with pipeline implementation			BEL-152 / Create pipeline for user authentication

Key	Status	Sprint	Created	Updated	Assignee	Description	Acceptance criteria	T	Summary
BEL-197	<span>DONE</span>	BEL Sprint 10	27/Feb/19	22/Apr/19	Ján Vnenčák	<p>As a researcher I want to split samples per user rather than per class label so that the classifier does not potentially end up recognizing users rather than the class.</p> <p>Example: Recognition of age groups - children and adults During an experiment, we manually label the data with username and age group. To split extracted samples to train and test sets, we should select a group of users to exclude from the train test and include them in the test set. This corresponds to a real situation in which unknown users (= previously unseen by the model) must be properly recognized as either category. If samples from all users were included in both the train and test set, the model could potentially recognize the user rather than the category and would fail for unknown users.</p> <p>This feature should allow:</p> <ul style="list-style-type: none"> <li>specifying any validation method (train-test split, 5-fold CV, ...)</li> <li>grouping according to any specified label (not just username)</li> </ul>		Split samples per user rather than per class label	
BEL-33	<span>DONE</span>	BEL Sprint 9	09/Oct/18	15/Apr/19	Matúš Kalafut	<p>As a researcher I want to highlight segments in raw data so that I could focus on the information given by the segment to increase my efficiency of raw data examination.</p> <p>Assume that `segment` is a column denoting the segment each raw data row belongs to. Then highlight that segment.</p> <p>Example: For mobile data, – each segment is delineated by `TOUCH_START` and `TOUCH_END` events. Upon hovering, highlight the touch data, and zoom in on the matching accelerometer and gyroscope data.</p> <p>Inspiration: <a href="https://i.stack.imgur.com/4RtYo.png">https://i.stack.imgur.com/4RtYo.png</a></p>	Jupyter-notebook containing working example	Highlight segments in raw data	
BEL-226	<span>DONE</span>	BEL Sprint 9	08/Apr/19	15/Apr/19	Matúš Kalafut			BEL-33 / Highlight mouse data	
BEL-227	<span>DONE</span>	BEL Sprint 9	08/Apr/19	15/Apr/19	Matúš Kalafut			BEL-33 / Highlight mobile data	
BEL-236	<span>DONE</span>	BEL Sprint 10, BEL Sprint 11	11/Apr/19	15/Apr/19	Tomáš Jendrejčák			BEL-231 / Generalize returns of visualizations	
BEL-205	<span>DONE</span>		06/Mar/19	09/Apr/19	Unassigned	<p>As a researcher I want to distinguish raw data by color according to the selected column so that I could discover similarities and differences in segments more effectively.</p> <p>Example: Visually distinguishing segments from multiple users by a column named `username` could help us find the movement similarities of the same user and differences among users.</p>		Distinguish raw data by color according to selected column	
BEL-184	<span>TO DO</span>		19/Feb/19	09/Apr/19	Unassigned	<p>As a researcher I want to visualize Leap Motion raw data so that I could better interpret the data.</p> <p>Use 3D scatterplot or linear plot to visualize the 3D coordinates.</p> <p>Allow to visualize only specific points - fingertips, palm etc. - to avoid cluttering the plot.</p>		Visualize Leap Motion data	

Key	Status	Sprint	Created	Updated	Assignee	Description	Acceptance criteria	T	Summary
BEL-147	IN PROGRESS		20/Dec/18	09/Apr/19	Unassigned			🔗	Internal improvements
BEL-131	DONE	BEL Sprint 5	11/Dec/18	09/Apr/19	Tomáš Jendrejčák	Create function that will split data to segments by custom defined start & end condition. 2 parameters - kwargs of begin row elements, kwargs of end row elements, time. time before, after Start of segment is defined by row that contains values as in first parameter (start row). End of segment is defined by row that contains values as in second parameter (end row).		🔗	BEL-62 / Create function for custom segment splitting
BEL-204	DONE	BEL Sprint 9	06/Mar/19	09/Apr/19	Michaela Balážová	As a researcher I want to be able to add background image to movement data so that I could better visualize the data in the given context. Example: Touch data logged from drawing patterns on a grid (the grid being the background).	jupyter-notebook with working example	🔗	Add background image to movement data
BEL-32	TO DO		09/Oct/18	09/Apr/19	Unassigned			🔗	Raw data visualization
BEL-225	DONE	BEL Sprint 9	07/Apr/19	09/Apr/19	Michaela Balážová	Options for view in 2 forms on axis: <ul style="list-style-type: none"> <li>x, y</li> <li>value, time</li> </ul>		🔗	BEL-206 / Create function for visualizing any column in dataframe
BEL-228	DONE	BEL Sprint 9	08/Apr/19	09/Apr/19	Michaela Balážová			🔗	BEL-204 / Create function to add background to plot
BEL-206	DONE	BEL Sprint 9	06/Mar/19	09/Apr/19	Michaela Balážová	As a researcher I want to visualize custom columns in one plot so that I could compare the columns or discover new patterns in data. Columns should be selectable from a list of columns available in the passed dataframe. I should be able to choose two views: movement data (x-y plot, e.g. mousy coordinates) or time series (timestamp-value, e.g. x-acceleration). Examples: <ul style="list-style-type: none"> <li>mouse movement data before smoothing and after smoothing</li> <li>x-velocity, y-velocity of touch data</li> </ul>	- jupyter-notebook with working examples as in desc.	🔗	Visualize custom columns
BEL-37	DONE	BEL Sprint 9	09/Oct/18	09/Apr/19	Michal Manak	Custom events should be marked differently from sensor events (such as 'MOUSE_DOWN'). For now, let each custom event be marked the same (since custom event arguments are completely arbitrary). By default, apply custom events to all currently displayed plots (e.g. mobile devices - all sensors - touch, acc, gyro).	jupyter notebook with working examples - using mouse data && visualisation	🔗	Add custom events to visualized data
BEL-198	DONE	BEL Sprint 9	27/Feb/19	09/Apr/19	Tomáš Jendrejčák	As a researcher I want to visualize metrics at curve points so that I could obtain precise information about the metrics. Apply this to all curves currently implemented: FAR-FRR, ROC and DET.	working example in jupyter-notebook	🔗	Display metrics at curve points
BEL-62	DONE	BEL Sprint 5	23/Oct/18	09/Apr/19	Michal Manak	Examples of split criteria: <ul style="list-style-type: none"> <li>explicit events - for touch screen, all data between touch-down and touch-up form one segment (define start and end criteria by defining values of desired rows)</li> </ul>	Dataframe containing segment id	🔗	Apply predefined criteria for splitting raw data to segments
BEL-119	TO DO		28/Nov/18	09/Apr/19	Unassigned	As a researcher, I want to experiment with behavioral biometric data interactively so that I can perform the analysis of behavioral biometric data more efficiently. Inspiration: <ul style="list-style-type: none"> <li><a href="https://www.h2o.ai/products/h2o-driverless-ai/">https://www.h2o.ai/products/h2o-driverless-ai/</a></li> </ul>		🔗	Interactive Data Analysis






Key	Status	Sprint	Created	Updated	Assignee	Description	Acceptance criteria	T	Summary
BEL-221	<span>DONE</span>	BEL Sprint 9	26/Mar/19	09/Apr/19	Unassigned	only for required functions – research needed  <a href="https://scikit-learn.org/stable/modules/generated/sklearn.base.TransformerMixin.html">https://scikit-learn.org/stable/modules/generated/sklearn.base.TransformerMixin.html</a>			Create sklearn compatible transformers for behlearn functions
BEL-114	<span>DONE</span>	BEL Sprint 9	20/Nov/18	09/Apr/19	Kamil Janeček	Phases: <ul style="list-style-type: none"> <li>• derived column computation</li> <li>• feature extraction</li> <li>• user authentication wrapper</li> <li>• scalability evaluation wrapper</li> </ul>	'stepname_paramname' -> 'stepname__paramname' correct docstring		CLONE - Integration of data processing phases into pipeline
BEL-199	<span>DONE</span>	BEL Sprint 9	27/Feb/19	09/Apr/19	Tomáš Jendrejčák	As a researcher I want to display EER in curves so that I could obtain the precise value of EER. This feature should apply to the following curves: FAR-FRR, DET.	jupyter-notebook with working example		Display EER in curves
BEL-222	<span>DONE</span>		26/Mar/19	08/Apr/19	Kamil Janeček			<input checked="" type="checkbox"/>	Fix ml-module generated documentation
BEL-224	<span>DONE</span>	BEL Sprint 9	01/Apr/19	08/Apr/19	Matej Končál			<input checked="" type="checkbox"/>	ML module documentation not generating
BEL-183	<span>DONE</span>	BEL Sprint 8	19/Feb/19	03/Apr/19	Matúš Kalafut	As a researcher I want to visualize mobile data. Visualization should be interactive.  Draw trajectory of touch data (discrete or not). Draw accelerometer and gyroscope data. Optionally scale touch points according to the touch force. On mouse hover show some data interactively about it. Canvas dimensions should be settable.			Visualize mobile data
BEL-216	<span>DONE</span>	BEL Sprint 8	16/Mar/19	03/Apr/19	Matúš Kalafut				BEL-183 / Visualize mobile data
BEL-220	<span>DONE</span>	BEL Sprint 9	26/Mar/19	03/Apr/19	Matej Končál	<a href="https://tjhy.jupyter.org/en/latest/">https://tjhy.jupyter.org/en/latest/</a>		<input checked="" type="checkbox"/>	Install jupyterhub on TP-VM
BEL-127	<span>DONE</span>		04/Dec/18	02/Apr/19	Unassigned	Default: No technique (do not handle class imbalance)			Select technique for handling class imbalance for user authentication
BEL-223	<span>DONE</span>	BEL Sprint 9	01/Apr/19	01/Apr/19	Matej Končál				Gunicorn worker timeout when trying to download large dataset
BEL-190	<span>DONE</span>		25/Feb/19	01/Apr/19	Matej Končál	Create configuration (docker-compose.yml) for public users. Include configuration with and without mongo database.		<input checked="" type="checkbox"/>	Create server configuration for public users
BEL-210	<span>TO DO</span>	BEL Sprint 8	12/Mar/19	27/Mar/19	Unassigned			<input checked="" type="checkbox"/>	Research about possibilities of leap motion 3D visualization

Key	Status	Sprint	Created	Updated	Assignee	Description	Acceptance criteria	T	Summary
BEL-200	DONE		05/Mar/19	26/Mar/19	Unassigned	<p>As a researcher I want to insert custom data to each payload in raw data so that grouping raw data by the custom data is simplified.</p> <p>Rationale: In an experiment involving navigation in an e-shop, `sessionID` gets reset on each page. We need to have a custom identifier that stays the same for each page.</p>		📌	Insert custom data to each payload in raw data
BEL-31	DONE		09/Oct/18	26/Mar/19	Kamil Burda			📌	Visualization of raw data, events, preprocessed data and results
BEL-9	TO DO		07/Oct/18	26/Mar/19	Unassigned	<p>As a researcher I want to log raw data from mobile devices on the web so that I can use the data for further analysis. Mobile devices = for now, smartphones and tablets Raw data to log:</p> <ul style="list-style-type: none"> <li>touch screen <ul style="list-style-type: none"> <li>touch size <ul style="list-style-type: none"> <li>major and minor axis of touch area (touch major, touch minor)</li> </ul> </li> </ul> </li> <li>sensors (except accelerometer, gyroscope) <ul style="list-style-type: none"> <li>values</li> <li>timestamp</li> </ul> </li> </ul> <p>Some of the sensors (or fields therein) may not be supported on all browsers/devices, this may help:</p> <ul style="list-style-type: none"> <li><a href="https://github.com/Modernizr/Modernizr">https://github.com/Modernizr/Modernizr</a></li> </ul> <p>References:</p> <ul style="list-style-type: none"> <li><a href="https://developer.mozilla.org/en-US/docs/Web/API/Touch_events/Using_Touch_Events">https://developer.mozilla.org/en-US/docs/Web/API/Touch_events/Using_Touch_Events</a></li> </ul>		📌	Log additional raw data from mobile devices
BEL-175	DONE	BEL Sprint X, BEL Sprint 6	12/Feb/19	26/Mar/19	Kamil Janeček			📌	BEL-151 / Create demo app server
BEL-218	DONE		19/Mar/19	26/Mar/19	Kamil Janeček	Setup automatic deployment of demo application at /demo/server	Demo application deployed to fastar vm using docker container	✅	Demo app deployment
BEL-155	DONE	BEL Sprint 8	17/Jan/19	26/Mar/19	Michal Manak	<p>Add flow for:</p> <ul style="list-style-type: none"> <li>updating story in backlog which already has an estimate</li> </ul>		✅	Update Jira methodology
BEL-209	DONE	BEL Sprint 8	12/Mar/19	26/Mar/19	Matej Končál	Refactor structure, naming and test in ML-Module.	Intuitive structure tree of module.	🔗	ML-Module refactor
BEL-148	DONE	BEL Sprint 6, BEL Sprint 8	20/Dec/18	26/Mar/19	Michaela Balážová	Plan demo execution.	Stories for demo implementation Document containing more technical info about demo application.	🔗	Create scenario for demo












Key	Status	Sprint	Created	Updated	Assignee	Description	Acceptance criteria	T	Summary
BEL-35	<span>DONE</span>	BEL Sprint 6, BEL Sprint 7	09/Oct/18	26/Mar/19	Michaela Balážová	DET = detection error trade-off			Plot DET curve
BEL-202	<span>DONE</span>	BEL Sprint 8	05/Mar/19	26/Mar/19	Ján Vnenčák	Start - only mouse down move - explode array and drop duplicates End - only mouse up	Jupyter notebook with results		Post-process mobile data
BEL-179	<span>DONE</span>	BEL Sprint 6, BEL Sprint 7	18/Feb/19	26/Mar/19	Michaela Balážová				BEL-35 / Create function for plotting DET curve
BEL-219	<span>DONE</span>	BEL Sprint 8	19/Mar/19	26/Mar/19	Ján Vnenčák				BEL-202 / Implement function to process touch data
BEL-211	<span>DONE</span>	BEL Sprint 8	12/Mar/19	26/Mar/19	Tomáš Jendrejčák	Our functions need to return same format. Either new column or whole dataframe. Decide which one and implement it in all functions.			Unify return values of ML module
BEL-213	<span>DONE</span>	BEL Sprint 8	13/Mar/19	26/Mar/19	Michal Manak				BEL-209 / Refactor names of functions
BEL-214	<span>DONE</span>	BEL Sprint 8	13/Mar/19	26/Mar/19	Michal Manak				BEL-209 / Refactor names of modules
BEL-185	<span>DONE</span>	BEL Sprint 6, BEL Sprint 8	19/Feb/19	25/Mar/19	Michaela Balážová	collect test data in demo application to compare mutiple users: - <a href="https://tp-fastar.gitlab.io/demo-app/">https://tp-fastar.gitlab.io/demo-app/</a>			BEL-148 / Collect test data
BEL-215	<span>DONE</span>	BEL Sprint 8	15/Mar/19	25/Mar/19	Matej Končál				BEL-209 / Create ml-module readme
BEL-217	<span>DONE</span>	BEL Sprint 6, BEL Sprint 8	19/Mar/19	25/Mar/19	Ján Vnenčák	Add picture to existing demo from Jira <del>BEL-186</del> to collect data. <a href="https://tp-fastar.gitlab.io/demo-app/">https://tp-fastar.gitlab.io/demo-app/</a>			BEL-148 / Add picture to existing demo
BEL-161	<span>DONE</span>		17/Jan/19	19/Mar/19	Unassigned	A mouse has only one "input". Mobile devices have touch + multiple sensors, each representing a separate input. Leap Motion yields 3D coordinates for a multitude of points on hands (palm, wrist, fingertips, finger joints), each representing a separate input.	Computed columns are visible in table with raw data.		Make existing derived columns scalable w.r.t. number of inputs
BEL-186	<span>DONE</span>	BEL Sprint 6, BEL Sprint 8	19/Feb/19	19/Mar/19	Michaela Balážová				BEL-148 / Create pattern to draw






Key	Status	Sprint	Created	Updated	Assignee	Description	Acceptance criteria	T	Summary
BEL-212	<span>DONE</span>	BEL Sprint 8	12/Mar/19	19/Mar/19	Unassigned				Fix computation of magnitude columns
BEL-61	<span>DONE</span>	BEL Sprint 7	23/Oct/18	13/Mar/19	Matej Končál	<p>Mouse coordinates have two axes. Mobile sensors such as accelerometer and gyroscope have three axes. Leap Motion hand/finger positions have three axes. Each existing derived column has different requirements for scalability.</p> <ul style="list-style-type: none"> <li>velocity, acceleration, jerk <ul style="list-style-type: none"> <li>separate for each axis (x-velocity, y-velocity, ...)</li> <li>magnitude - combination of all possible axis tuples, starting from pairs (for three axes: xy, yz, xz, xyz)</li> </ul> </li> <li>angular velocity - always requires exactly two axes, therefore only axis pairs are applicable (for three axes: xy, yz, xz)</li> </ul> <p>Tangential velocity is therefore redundant since it is essentially velocity magnitude. Example function for velocity:</p> <pre>```calculate_column_combinations(data, velocity, prefix="velocity", columns=["x", "y", "z"], combinations="all")``` yields `velocity_x`, `velocity_y`, `velocity_z`, `velocity_x_y`, `velocity_x_z`, `velocity_y_z`, `velocity_x_y_z`.</pre> <p>Example for angular velocity:</p> <pre>```calculate_column_combinations(data, angular_velocity, prefix="angular_velocity_left_thumb", columns=["left_thumb_x", "left_thumb_y", "left_thumb_z"], combinations={2})``` yields `angular_velocity_left_thumb_x_y`, `angular_velocity_left_thumb_x_z`, `angular_velocity_left_thumb_y_z`.</pre>	Computed columns are visible in table with raw data.		Make existing derived columns scalable w.r.t. number of axes
BEL-24	<span>TO DO</span>		09/Oct/18	12/Mar/19	Unassigned				Apply preprocessing methods to logged data during analysis
BEL-182	<span>DONE</span>	BEL Sprint 7	19/Feb/19	12/Mar/19	Michal Manak	<p>As a researcher I want to visualize mouse data. Visualization should be interactive. Draw trajectory of mouse data. On mouse hover show some data interactively about it. Canvas dimensions should be settable.</p>	Show sample		Visualize mouse data
BEL-12	<span>DONE</span>	BEL Sprint 7	07/Oct/18	12/Mar/19	Ján Vnenčák	<p>As a researcher I want to log metadata about the currently used device for browsing so that I can distinguish raw data from different devices. Fields:</p> <ul style="list-style-type: none"> <li>OS, version, model</li> </ul>			Log device metadata
BEL-207	<span>DONE</span>	BEL Sprint 7	06/Mar/19	12/Mar/19	Ján Vnenčák				BEL-12 / Implement logger method to log device metadata
BEL-208	<span>DONE</span>	BEL Sprint 7	11/Mar/19	12/Mar/19	Michal Manak				BEL-182 / Visualize mouse data
BEL-196	<span>DONE</span>	BEL Sprint 7	26/Feb/19	11/Mar/19	Michal Manak	Find out what possibilities do we have. We need to log some unique id of device.			Possibilities of device unique ID

Key	Status	Sprint	Created	Updated	Assignee	Description	Acceptance criteria	T	Summary
BEL-203	TO DO		06/Mar/19	06/Mar/19	Unassigned	<p>As a researcher I want to be able to replay the visualized data so that I could gain a better understanding of the user behavior. If feasible, provide two modes:</p> <ul style="list-style-type: none"> <li>play automatically, allow pausing and stopping</li> <li>provide a slider to "move in time"</li> </ul> <p>Apply the replay functionality to all plots involving time - mouse/touch movements (despite not being shown on either axis), accelerometer, gyroscope, or any custom column.</p>			Replay visualized raw data
BEL-141	TO DO		12/Dec/18	06/Mar/19	Unassigned	<p>Basic features:</p> <ul style="list-style-type: none"> <li> dwell time</li> <li> flight time - all 4 variants</li> </ul>			Extract basic features from keystroke data
BEL-106	READY FOR REVIEW	BEL Sprint X	15/Nov/18	05/Mar/19	Kamil Janeček				Technical debt - server module
BEL-193	DONE	BEL Sprint 7	26/Feb/19	05/Mar/19	Kamil Janeček	<p>As a researcher, I want to get csvs from server with advanced filtering by inputs. with support of mongo query. endpoint:</p> <ul style="list-style-type: none"> <li> csv/&lt;device_type_prefix&gt; e.g.</li> <li> csv/mouse</li> <li> csv/accelerometer</li> <li> csv/gyroscope</li> <li> csv/touch</li> <li> csv/custom</li> </ul>	Get logged data from each endpoint and show that they corresponds to		Advanced data filtering
BEL-195	DONE	BEL Sprint 7	26/Feb/19	05/Mar/19	Matej Končál	<p>Return only relevant columns for each inputs logged by logger. e.g. we dont want to have columns related to mouse in gyroscope data.</p>	Downloaded data should be correct according to description.		BEL-193 / Return only relevant columns
BEL-6	TO DO		06/Oct/18	05/Mar/19	Unassigned				Log and store raw data and events from websites
BEL-178	DONE	BEL Sprint 6	18/Feb/19	04/Mar/19	Tomáš Jendrejčák				BEL-34 / Create function for plotting ROC curve
BEL-34	DONE	BEL Sprint 6	09/Oct/18	04/Mar/19	Tomáš Jendrejčák	ROC = receiver operating characteristic			Plot ROC curve

Key	Status	Sprint	Created	Updated	Assignee	Description	Acceptance criteria	T	Summary
BEL-90	TO DO		07/Nov/18	27/Feb/19	Unassigned	<p>As a researcher I want to tag extracted features so that I can better assess the appropriateness of each feature for specific goals of user modeling. Tags can help select relevant features and consequently improve recognition results. Example:</p> <ul style="list-style-type: none"> <li>• mean velocity - high observability (insecure, unsuitable for user authentication), good distinctiveness (for e.g. emotion recognition)</li> <li>• start/end x, y - high consistency and distinctiveness for specific gestures (e.g. active authentication), barely usable for free movements (e.g. continuous authentication)</li> </ul> <p>For each tag, each claim should be supported by providing links to relevant sources (journal articles, papers).</p>			Tag extracted features
BEL-154	TO DO		17/Jan/19	27/Feb/19	Unassigned				Apply advanced preprocessing methods to logged data during analysis
BEL-28	TO DO		09/Oct/18	27/Feb/19	Unassigned				Simplify training and testing of user models for experiments
BEL-156	TO DO		17/Jan/19	26/Feb/19	Unassigned	<p>Columns to compute:</p> <ul style="list-style-type: none"> <li>• the columns specified in attachments</li> <li>• angular acceleration</li> <li>• angular jerk</li> </ul>			Compute procedural angular columns
BEL-194	TO DO		26/Feb/19	26/Feb/19	Unassigned	zip			Option to download data from each sensor in one package
BEL-192	READY FOR REVIEW		25/Feb/19	26/Feb/19	Ján Vnenčák				Update logger module readme
BEL-109	IN PROGRESS	BEL Sprint X	15/Nov/18	25/Feb/19	Kamil Janeček	docstrings readme			BEL-106 / Documentation
BEL-151	DONE	BEL Sprint X, BEL Sprint 6	20/Dec/18	25/Feb/19	Kamil Janeček				Store data for user authentication
BEL-177	DONE	BEL Sprint X, BEL Sprint 6	13/Feb/19	25/Feb/19	Matúš Kalafut	Create endpoint that will return username for given session id			BEL-151 / Endpoint to get username from session ID
BEL-166	DONE	BEL Sprint X, BEL Sprint 6	23/Jan/19	25/Feb/19	Matej Končál	Add custom data (sent in request) to session entry in DB.			BEL-151 / Add arbitrary data to session information
BEL-191	DONE		25/Feb/19	25/Feb/19	Kamil Janeček				Implement sensors error handling

Key	Status	Sprint	Created	Updated	Assignee	Description	Acceptance criteria	T	Summary
BEL-170	DONE	BEL Sprint X, BEL Sprint 6	23/Jan/19	24/Feb/19	Matej Končál	Request - Session id, username. Take model trained for user with given name and predict user with data from given session id.			BEL-151 / Endpoint for result of authentication
BEL-149	DONE	BEL Sprint X, BEL Sprint 6	20/Dec/18	24/Feb/19	Ján Vnenčák				Technical debt - logger module
BEL-174	DONE	BEL Sprint X, BEL Sprint 6	10/Feb/19	24/Feb/19	Kamil Janeček				BEL-149 / Sensors logging refactor
BEL-169	DONE	BEL Sprint X, BEL Sprint 6	23/Jan/19	22/Feb/19	Matej Končál	Request will contain user name. Server should train model for user with given name and save it to DB			BEL-151 / Endpoint for model training
BEL-108	DONE	BEL Sprint X	15/Nov/18	22/Feb/19	Kamil Janeček	atleast move docker-compose files to separate folder <a href="https://gitlab.com/tp-fastar/server">https://gitlab.com/tp-fastar/server</a>			BEL-106 / Repository structure
BEL-144	DONE	BEL Sprint X, BEL Sprint 6	20/Dec/18	22/Feb/19	Matej Končál	Create NPM module for logger-web Create pip package (setup.py) for ml-module			Modules packaging
BEL-145	DONE	BEL Sprint X, BEL Sprint 6	20/Dec/18	21/Feb/19	Kamil Janeček				BEL-144 / Logger package
BEL-189	TO DO		21/Feb/19	21/Feb/19	Unassigned	As a researcher I want to log raw data from Leap Motion with maximum precision so that I could obtain more accurate data to work with. The current logger used by students-researchers are Unity scripts reading the data on each `update()` cycle. Since typically Unity apps have a limited FPS and Leap can have FPS as high as 100 depending on the configuration, we need to implement the logger as a standalone application running in the background.			Log raw data from Leap Motion with maximum precision
BEL-188	TO DO		21/Feb/19	21/Feb/19	Unassigned	As a researcher I want to select a list of features to extract from raw data so that I could work with context-relevant features up front.  context = goal of user modeling (authentication, emotion recognition, ...), experiment (environment, tasks, application, ...) Rationale: motivate researchers to carefully analyze the logged data instead of blindly extracting all implemented features.			Select a list of features to extract from raw data

Key	Status	Sprint	Created	Updated	Assignee	Description	Acceptance criteria	T	Summary
BEL-153	<span>DONE</span>		20/Dec/18	20/Feb/19	Ján Vnenčák			✓	Send remaining data on session end
BEL-187	<span>TO DO</span>	BEL Sprint X	19/Feb/19	19/Feb/19	Unassigned	Application version in container can't be obtained from env variable - thats overridable.		📄	BEL-106 / <a href="#">Hard copy version number during build</a>
BEL-102	<span>DONE</span>		13/Nov/18	19/Feb/19	Unassigned	As users of our product, we want to see our product in action.		📄	Create demo implementation of authentication process
BEL-150	<span>DONE</span>	BEL Sprint X	20/Dec/18	19/Feb/19	Unassigned	As an experiment participant, I want raw data to be collected for use in user authentication.		📄	Collect data for user authentication
BEL-168	<span>DONE</span>	BEL Sprint X	23/Jan/19	19/Feb/19	Ján Vnenčák			📄	BEL-150 / <a href="#">Create web app</a>
BEL-181	<span>TO DO</span>		19/Feb/19	19/Feb/19	Unassigned			📄	Visualize raw data and segments on the fly
BEL-176	<span>DONE</span>	BEL Sprint X, BEL Sprint 6	12/Feb/19	19/Feb/19	Kamil Janeček			📄	BEL-149 / <a href="#">Update readme file</a>
BEL-146	<span>DONE</span>	BEL Sprint X, BEL Sprint 6	20/Dec/18	18/Feb/19	Kamil Janeček			📄	BEL-144 / <a href="#">ml-module package</a>
BEL-162	<span>DONE</span>	BEL Sprint X	19/Jan/19	18/Feb/19	Matej Končál			🔧	Technical debt - ml module
BEL-164	<span>DONE</span>	BEL Sprint X	19/Jan/19	18/Feb/19	Kamil Janeček			📄	BEL-162 / <a href="#">Refactor naming schemes</a>
BEL-163	<span>DONE</span>	BEL Sprint X	19/Jan/19	18/Feb/19	Kamil Janeček			📄	BEL-162 / <a href="#">Docker files cleanup</a>
BEL-11	<span>DONE</span>	BEL Sprint 5	07/Oct/18	12/Feb/19	Ján Vnenčák	As a researcher I want to be able to set the frequency of logging of individual sensors in order to preserve website performance while logging. If chosen frequency exceeds device frequency, keep all data.	Logged data visible on server for various frequency settings	📄	Allow to choose frequency of logging from mobile devices
BEL-142	<span>DONE</span>	BEL Sprint 5	19/Dec/18	12/Feb/19	Kamil Janeček			📄	BEL-11 / <a href="#">Implement sensors frequency limiter</a>
BEL-105	<span>TO DO</span>	BEL Sprint X	15/Nov/18	11/Feb/19	Matej Končál	<a href="http://flask.pocoo.org/docs/1.0/logging/">http://flask.pocoo.org/docs/1.0/logging/</a>		📄	BEL-106 / <a href="#">Implement logging in server module</a>
BEL-111	<span>TO DO</span>	BEL Sprint X	19/Nov/18	11/Feb/19	Unassigned			📄	BEL-106 / <a href="#">Error handling</a>

Key	Status	Sprint	Created	Updated	Assignee	Description	Acceptance criteria	T	Summary
BEL-173	<span style="background-color: #d4edda; border: 1px solid #c3e6cb; border-radius: 4px; padding: 2px;">DONE</span>	BEL Sprint X, BEL Sprint 6	10/Feb/19	10/Feb/19	Kamil Janeček				BEL-149 / Touch events logging refactor
BEL-172	<span style="background-color: #d4edda; border: 1px solid #c3e6cb; border-radius: 4px; padding: 2px;">DONE</span>	BEL Sprint X, BEL Sprint 6	09/Feb/19	10/Feb/19	Kamil Janeček				BEL-149 / Module structure refactor
BEL-165	<span style="background-color: #d4edda; border: 1px solid #c3e6cb; border-radius: 4px; padding: 2px;">DONE</span>	BEL Sprint X	23/Jan/19	03/Feb/19	Kamil Janeček				BEL-150 / Add possibility of adding custom data when initializing session
BEL-167	<span style="background-color: #d4edda; border: 1px solid #c3e6cb; border-radius: 4px; padding: 2px;">DONE</span>	BEL Sprint X	23/Jan/19	03/Feb/19	Kamil Janeček	<ol style="list-style-type: none"> <li>1. Init</li> <li>2. Start logging</li> <li>3. End logging</li> <li>4. Terminate session</li> </ol>			BEL-150 / Create interface in logger
BEL-171	<span style="background-color: #d4edda; border: 1px solid #c3e6cb; border-radius: 4px; padding: 2px;">DONE</span>	BEL Sprint X	30/Jan/19	01/Feb/19	Unassigned	<p>Hello,</p> <p>Action may be required to prevent your Let's Encrypt certificate renewals from breaking.</p> <p>If you already received a similar e-mail, this one contains updated information.</p> <p>Your Let's Encrypt client used ACME TLS-SNI-01 domain validation to issue a certificate in the past 60 days. Below is a list of names and IP addresses validated (max of one per account):</p> <p><a href="mailto:team04-18.studenti.fiit.stuba.sk">team04-18.studenti.fiit.stuba.sk</a> (147.175.149.219) on 2018-12-01</p> <p>TLS-SNI-01 validation is reaching end-of-life. It will stop working temporarily on February 13th, 2019, and permanently on March 13th, 2019. Any certificates issued before then will continue to work for 90 days after their issuance date.</p> <p>You need to update your ACME client to use an alternative validation method (HTTP-01, DNS-01 or TLS-ALPN-01) before this date or your certificate renewals will break and existing certificates will start to expire.</p> <p>Our staging environment already has TLS-SNI-01 disabled, so if you'd like to test whether your system will work after February 13, you can run against staging: <a href="https://letsencrypt.org/docs/staging-environment/">https://letsencrypt.org/docs/staging-environment/</a></p> <p>If you're a Certbot user, you can find more information here: <a href="https://community.letsencrypt.org/t/how-to-stop-using-tls-sni-01-with-certbot/83210">https://community.letsencrypt.org/t/how-to-stop-using-tls-sni-01-with-certbot/83210</a></p> <p>Our forum has many threads on this topic. Please search to see if your question has been answered, then open a new thread if it has not: <a href="https://community.letsencrypt.org/">https://community.letsencrypt.org/</a></p> <p>For more information about the TLS-SNI-01 end-of-life please see our API announcement: <a href="https://community.letsencrypt.org/t/february-13-2019-end-of-life-for-all-tls-sni-01-validation-support/74209">https://community.letsencrypt.org/t/february-13-2019-end-of-life-for-all-tls-sni-01-validation-support/74209</a></p> <p>Thank you,</p> <p>Let's Encrypt Staff</p>			Action required: Let's Encrypt certificate renewals

Key	Status	Sprint	Created	Updated	Assignee	Description	Acceptance criteria	T	Summary
BEL-128	<span>DONE</span>	BEL Sprint X	06/Dec/18	24/Jan/19	Unassigned			<input checked="" type="checkbox"/>	Docker-compose - add networks
BEL-113	<span>DONE</span>	BEL Sprint 4, BEL Sprint 5	20/Nov/18	23/Jan/19	Ján Vnenčák	<p>As a researcher I want to log raw data from mobile devices on the web so that I can use the data for further analysis.</p> <p>Mobile devices = for now, smartphones and tablets</p> <p>Raw data to log:</p> <ul style="list-style-type: none"> <li>touch screen <ul style="list-style-type: none"> <li>touch coordinates (x, y)</li> <li>timestamp (as precise as possible)</li> <li>touch pressure (only one of these fields returns valid values, depending on the device)</li> <li>touch events - start, end, move</li> <li>touch identifier</li> </ul> </li> <li>sensors (accelerometer, gyroscope) <ul style="list-style-type: none"> <li>values (acceleration on x, y, z in m/s2, orientation on x, y, z in degrees)</li> <li>timestamp</li> </ul> </li> </ul> <p>Need to solve infinite data stream from sensors !</p> <p>Some of the sensors (or fields therein) may not be supported on all browsers/devices, this may help:</p> <ul style="list-style-type: none"> <li><a href="https://github.com/Modernizr/Modernizr">https://github.com/Modernizr/Modernizr</a></li> </ul> <p>References:</p> <ul style="list-style-type: none"> <li><a href="https://developer.mozilla.org/en-US/docs/Web/API/Touch_events/Using_Touch_Events">https://developer.mozilla.org/en-US/docs/Web/API/Touch_events/Using_Touch_Events</a></li> </ul>	Show raw data in console	<input checked="" type="checkbox"/>	Log raw data from mobile devices
BEL-121	<span>DONE</span>	BEL Sprint 4, BEL Sprint 5	02/Dec/18	23/Jan/19	Kamil Janeček	<p>Implementation of touch, accelerometer and gyroscope events logging</p> <p>deviceorientation: <a href="https://w3c.github.io/deviceorientation/">https://w3c.github.io/deviceorientation/</a></p> <p><a href="https://stackoverflow.com/questions/4378435/how-to-access-accelerometer-gyroscope-data-from-javascript">https://stackoverflow.com/questions/4378435/how-to-access-accelerometer-gyroscope-data-from-javascript</a></p> <p>test: <a href="https://whatwebcando.today/device-motion.html">https://whatwebcando.today/device-motion.html</a></p>		<input checked="" type="checkbox"/>	BEL-113 / Implement mobile events logging
BEL-103	<span>TO DO</span>		13/Nov/18	17/Jan/19	Unassigned			<input checked="" type="checkbox"/>	Extract features from frequency domain
BEL-138	<span>TO DO</span>		12/Dec/18	17/Jan/19	Unassigned	<p>As a researcher, I want to log keystroke data from a PC keyboard on the web so that I can analyze keystroke dynamics for the purpose of active user authentication.</p> <p>Raw data:</p> <ul style="list-style-type: none"> <li>timestamp</li> <li>key</li> <li>event type - key press (down) or key release (up)</li> <li>active modifier key(s) (e.g. ctrl, shift) <ul style="list-style-type: none"> <li>for a comprehensive list, see <a href="https://en.wikipedia.org/wiki/Modifier_key">https://en.wikipedia.org/wiki/Modifier_key</a></li> </ul> </li> <li>...anything else?</li> </ul> <p>N.B.: Logging and sending actual keys over the network could pose legal problems. Key logging should be performed for experimental purposes only.</p>		<input checked="" type="checkbox"/>	Log keystroke data from PC keyboard on the web
BEL-140	<span>TO DO</span>		12/Dec/18	17/Jan/19	Unassigned	<p>As a researcher, I want to log keystroke data from mobile devices on the web so that I can analyze keystroke dynamics for the purpose of active user authentication.</p> <p>Raw data: the same keystroke raw data as for PC keyboards.</p>		<input checked="" type="checkbox"/>	Log keystroke data from virtual keyboard from mobile devices on the web





Key	Status	Sprint	Created	Updated	Assignee	Description	Acceptance criteria	T	Summary
BEL-159	TO DO		17/Jan/19	17/Jan/19	Unassigned	<p>Advanced features:</p> <ul style="list-style-type: none"> <li>consider sequences of <math>n</math> successive key strokes (<math>n</math>-grams, I think?)</li> <li>consider different groups of keys (control keys, space, letters, numbers, special characters, ...)</li> <li>consider removal of keys (e.g. due to correction)</li> </ul>		📌	Extract advanced features from keystroke data
BEL-160	TO DO		17/Jan/19	17/Jan/19	Unassigned	<p>On mobile devices, we can gain much more information for keystroke dynamics due to the presence of touch screen and sensors. Columns:</p> <ul style="list-style-type: none"> <li><math>x</math>- and <math>y</math>-offset from the center of a key on the keyboard,</li> <li>all existing columns before/during/after a key press.</li> </ul> <p>In the future it is expected that the offset computation will be applicable to any element in the application beside buttons representing keys.</p>		📌	Extract features from keystroke data specific for mobile devices
BEL-139	TO DO		12/Dec/18	17/Jan/19	Unassigned	<p>As a researcher I want to log and analyze keystroke data so that I can experiment with user models using keystroke dynamics.</p>		🔗	Provide support for logging and analyzing keystroke data
BEL-158	TO DO		17/Jan/19	17/Jan/19	Unassigned	The features are specified in the attachments.		📌	Extract mouse click-related features
BEL-157	TO DO		17/Jan/19	17/Jan/19	Unassigned	The features are specified in the attachments.		📌	Extract holistic movement features
BEL-117	TO DO		27/Nov/18	17/Jan/19	Unassigned	<p>Examples: difference in velocity, acceleration Exceeding a specified threshold should result in a new segment. What if the column value oscillates around the threshold?</p>		📌	Split raw data to segments by difference in values of specified column(s)
BEL-104	TO DO		14/Nov/18	17/Jan/19	Unassigned	<p>To achieve ultimate flexibility in splitting data to segments, pass a hierarchical structure (e.g. lists of lists) to the segment split function. This very likely replaces feature extraction from parts of a single segment.</p>		📌	Specify hierarchy of criteria to split data to segments
BEL-30	DONE	BEL Sprint 4, BEL Sprint 5	09/Oct/18	15/Jan/19	Michal Manak	<p>As a researcher I want to be able to assess the metrics for classification results w.r.t. the number of users in the model so that I can determine the scalability of the behavioral biometric user model. Example: Suppose I have data from 1000 users, I want to compute the accuracy of user identification for 5, 10, 20, 50, ... up to 1000 users. If the identification accuracy drops below e.g. 90% at 100 users, I can proclaim that my method is not usable for identification on the web for UX purposes for that many users.</p>	DataFrame containing metrics for each provided setting	📌	Scalability of user model w.r.t. number of users
BEL-118	DONE		27/Nov/18	20/Dec/18	Unassigned	<p>server -identifikuje sa session -stranka bude posielat eventy -ked stranka da pokyn ze su data vyzbierane, server bude vediet get a natrenovat -model ulozit a zo stranky prijmat data a klasifikovat</p> <p>stranka - dalsia aplikacia (2 mody - zbieranie, test: 2 fazy) - vymysliet scenar</p> <p>ML module - package</p>		✅	Create survey about demo architecture possibilities

Key	Status	Sprint	Created	Updated	Assignee	Description	Acceptance criteria	T	Summary
BEL-124	<span style="color: green;">DONE</span>	BEL Sprint 5	04/Dec/18	20/Dec/18	<a href="#">Matúš Kalafut</a>	Plan demo execution.	Stories for demo implementation Document containing more technical info about demo application.		<a href="#">Create scenario for demo</a>
BEL-89	<span style="color: green;">DONE</span>	BEL Sprint 4	07/Nov/18	20/Dec/18	<a href="#">Matej Končál</a>	Phases: <ul style="list-style-type: none"> <li>derived column computation</li> <li>feature extraction</li> <li>user authentication wrapper</li> </ul>	Dataframe containing needed values. Calculated metrics from them.		<a href="#">Integration of data processing phases into pipeline</a>
BEL-143	<span style="color: green;">DONE</span>	BEL Sprint 5	19/Dec/18	20/Dec/18	<i>Unassigned</i>				<a href="#">BEL-124 / Create document with use cases</a>
BEL-123	<span style="color: green;">DONE</span>	BEL Sprint 4, BEL Sprint 5	03/Dec/18	20/Dec/18	<a href="#">Matúš Kalafut</a>				<a href="#">BEL-30 / Function for scalability results</a>
BEL-126	<span style="color: green;">DONE</span>	BEL Sprint 5	04/Dec/18	15/Dec/18	<a href="#">Michal Manak</a>	Create and prepare presentation for MTS.			<a href="#">Presentation for MTS</a>
BEL-125	<span style="color: green;">DONE</span>	BEL Sprint 5	04/Dec/18	15/Dec/18	<a href="#">Michaela Balážová</a>	Prepare documentation for final submission.			<a href="#">Documentation - WS final</a>
BEL-116	<span style="color: green;">DONE</span>	BEL Sprint 4	27/Nov/18	13/Dec/18	<a href="#">Kamil Janeček</a>	Create class/function, which accepts list of callable object and executes them. Pipeline also accepts parameters for this objects and set them to object before execution.			<a href="#">BEL-89 / Create pipeline for callable object execution</a>
BEL-115	<span style="color: green;">DONE</span>	BEL Sprint 4	26/Nov/18	13/Dec/18	<a href="#">Matej Končál</a>	function in ml-module - authentication_metrics should return dataframe with 5 columns: <ul style="list-style-type: none"> <li>user_train (id)</li> <li>real value (y_test)</li> <li>predicted (y_pred)</li> <li>probability 0</li> <li>probability 1</li> </ul>			<a href="#">BEL-89 / Change implementation of authentication function</a>
BEL-36	<span style="color: green;">DONE</span>	BEL Sprint 4	09/Oct/18	13/Dec/18	<a href="#">Tomáš Jendrejčák</a>	x axis - classifier threshold y axis - FAR curve, FRR curve, EER (intersection of FAR and FRR) This plot only applies to classifiers yielding a continuous value on the output (probability, distance, etc.). If the threshold variable has a finite number of possible values, calculate FAR and FRR for each threshold value. Otherwise, select an interval to choose threshold values from and calculate FAR and FRR. If there is no threshold for which FAR = FRR, calculate EER from the two adjacent points where the FAR becomes greater than FRR or vice versa.	Plot per each user		<a href="#">Plot curves for FAR, FRR and EER</a>
BEL-122	<span style="color: green;">DONE</span>	BEL Sprint 4	03/Dec/18	13/Dec/18	<a href="#">Michal Manak</a>				<a href="#">BEL-36 / Create function for plotting FAR, FRR and EER</a>

Key	Status	Sprint	Created	Updated	Assignee	Description	Acceptance criteria	T	Summary
BEL-137	DONE	BEL Sprint 5	11/Dec/18	13/Dec/18	Ján Vnenčák				BEL-125 / Add info about session request to product docu
BEL-134	DONE	BEL Sprint 5	11/Dec/18	13/Dec/18	Ján Vnenčák				BEL-125 / Specify fields in data format - logger module In product documentation
BEL-132	DONE	BEL Sprint 5	11/Dec/18	13/Dec/18	Michal Manak				BEL-125 / Specify generation of technical documentation in "Dokumentácia"
BEL-135	DONE	BEL Sprint 5	11/Dec/18	13/Dec/18	Matúš Kalafut				BEL-125 / Modify big picture - more specific
BEL-133	DONE	BEL Sprint 5	11/Dec/18	12/Dec/18	Kamil Janeček				BEL-126 / Code review slide
BEL-129	TO DO		06/Dec/18	06/Dec/18	Unassigned	<p>As a researcher I want to classify sequences of samples so that I can potentially improve classification results. Normally, we classify a single sample at a time, i.e. sequence length = 1. Sequence of samples could be defined as:</p> <ul style="list-style-type: none"> <li>• n consecutive samples</li> <li>• consecutive samples per specified time interval</li> </ul> <p>To combine the classified results to a single result, use:</p> <ul style="list-style-type: none"> <li>• majority voting for discrete labels</li> <li>• weighted sum for probabilities</li> </ul> <p>While binary classifiers are fairly easy to handle, multi-class probabilistic classifiers may very well not be a cakewalk.</p>			Classify sequences of samples
BEL-120	DONE		28/Nov/18	04/Dec/18	Matej Končál	<a href="https://gitlab.com/tp-fastar/webpage/blob/master/.gitlab-ci.yml">https://gitlab.com/tp-fastar/webpage/blob/master/.gitlab-ci.yml</a>			Investigate & fix webpage deployment
BEL-101	DONE	BEL Sprint 3	12/Nov/18	03/Dec/18	Michal Manak	Create pipeline which trains classifier for each user in dataset and return metrics for each user. Subsequently compute statistics from this metrics, e.g. average values, ...			BEL-29 / Create pipeline for user authentication evaluation
BEL-85	DONE	BEL Sprint 4	06/Nov/18	30/Nov/18	Michaela Balážová				Documentation
BEL-10	DONE		07/Oct/18	27/Nov/18	Unassigned	<p>As a researcher, I want to be able to easily select which sensors from mobile devices are logged from a website so that I can obtain relevant data up front and potentially prevent degradation of the website performance.</p>			Allow to choose sensors to log from mobile devices
BEL-83	DONE	BEL Sprint 3	06/Nov/18	27/Nov/18	Ján Vnenčák	<p>Analyse possibilities of logging data from mobile devices sensors.</p> <p>Output should be stories in backlog with adequate description. document sensors not working ..</p>			Survey of logging possibilities from mobile devices

Key	Status	Sprint	Created	Updated	Assignee	Description	Acceptance criteria	T	Summary
BEL-96	<span>DONE</span>	BEL Sprint 4	12/Nov/18	27/Nov/18	Michal Manak	<p>Should contain:</p> <ul style="list-style-type: none"> <li>description of our project</li> <li>our goals <ul style="list-style-type: none"> <li>what we want to achieve in our project</li> </ul> </li> <li>big picture <ul style="list-style-type: none"> <li>architecture</li> </ul> </li> <li>description of every module</li> <li>technical documentation</li> </ul>	Documentation contains all described parts		BEL-85 / Documentation of software engineering project
BEL-95	<span>DONE</span>	BEL Sprint 4	12/Nov/18	27/Nov/18	Michal Manak	<p>Should contain:</p> <ul style="list-style-type: none"> <li>team members and their assigned roles</li> <li>methodologies</li> <li>completed sprints <ul style="list-style-type: none"> <li>summarizations, retrospectives</li> </ul> </li> <li>exports from JIRA</li> </ul>	Documentation contains all described parts		BEL-85 / Project management documentation
BEL-99	<span>DONE</span>	BEL Sprint 3	12/Nov/18	20/Nov/18	Matej Končál	<p>Write estimator which accepts Classifier in params. If I call fit on this transformer, it will train this classifier. Output of predict function will return actual class labels and predicted class labels for each sample.</p> <p>no data balancing by default (should be optional)</p>			BEL-29 / Write estimator which wraps classifier
BEL-86	<span>DONE</span>	BEL Sprint 3	07/Nov/18	20/Nov/18	Unassigned	Should accept sessionId to get dataset for selected session			BEL-84 / Expose endpoint for data retrieval
BEL-110	<span>DONE</span>	BEL Sprint X	16/Nov/18	20/Nov/18	Unassigned	<p><a href="https://gitlab.com/help/user/project/security_dashboard">https://gitlab.com/help/user/project/security_dashboard</a>  <a href="https://gitlab.com/help/ci/examples/sast.md">https://gitlab.com/help/ci/examples/sast.md</a></p> <p>e.g.:  <a href="https://gitlab.com/tp-fastar/server/pipelines/36906104/security">https://gitlab.com/tp-fastar/server/pipelines/36906104/security</a></p>			BEL-106 / Add SAST checking
BEL-27	<span>DONE</span>	BEL Sprint 3	09/Oct/18	20/Nov/18	Kamil Burda	<ul style="list-style-type: none"> <li>For each segment <ul style="list-style-type: none"> <li>average</li> <li>min</li> <li>max</li> <li>median</li> <li>lower quartile</li> <li>upper quartile</li> <li>Inter quartile range</li> </ul> </li> <li>Calculate those features also for parts (beginning, middle, end) of segment (Defined by count of points - events, custom choosing)</li> <li>Calculate duration, distance, start and end x,y, trajectory length</li> </ul>	Dataframe containing user_id, session_id, segment and all new columns.		Extract features from segments
BEL-78	<span>DONE</span>	BEL Sprint 3	05/Nov/18	20/Nov/18	Kamil Burda	As a researcher I want to integrate external csv files to required format Suggestion: create function that will transform given data to DataFrame with specified labels (time, x, y .. as we require)	Dataset in required form (columns - time, x, y, id_user)		Adjust data to required format
BEL-84	<span>DONE</span>	BEL Sprint 3	06/Nov/18	20/Nov/18	Kamil Burda	As a researcher, I want to export data from server to csv file, so that I can use it for further processing.	Downloadable csv from our server		Generate dataset from our data

Key	Status	Sprint	Created	Updated	Assignee	Description	Acceptance criteria	T	Summary
BEL-29	<span style="color: green;">DONE</span>	BEL Sprint 3	09/Oct/18	20/Nov/18	Kamil Burda	<p>Usually, for <math>n</math> users from an experiment, user authentication is computed as follows:</p> <ul style="list-style-type: none"> <li>For each user: <ul style="list-style-type: none"> <li>make user the owner (positive class), the others impostors (negative class)</li> <li>train model (binary classifier, anomaly detector)</li> <li>test model</li> </ul> </li> <li>report metrics from all users <ul style="list-style-type: none"> <li>metrics for each user individually</li> <li>statistics - average, std.</li> </ul> </li> </ul> <p>Metrics</p> <ul style="list-style-type: none"> <li>"typical" metrics for binary classifiers: accuracy, precision, recall, F1-score</li> <li>domain-specific: FAR, FRR, EER</li> <li>User should be able to choose the reported metrics</li> </ul>	<p>FP, FN rate for each user</p> <p>mean, std and median for those metrics per user</p>	<input checked="" type="checkbox"/>	User authentication
BEL-79	<span style="color: green;">DONE</span>	BEL Sprint 3	06/Nov/18	20/Nov/18	Kamil Burda	<p>Compute additional columns (see picture in attachments) for data</p>	<p>Computed columns are visible in table with raw data.</p>	<input checked="" type="checkbox"/>	Compute speed related columns from raw data
BEL-72	<span style="color: green;">DONE</span>	BEL Sprint 3	02/Nov/18	20/Nov/18	Ján Vnenčák	<p>Please stop building library into repository. Artifacts are available from CI. <a href="https://docs.gitlab.com/ee/user/project/pipelines/job_artifacts.html#downloading-the-latest-artifacts">https://docs.gitlab.com/ee/user/project/pipelines/job_artifacts.html#downloading-the-latest-artifacts</a> Please state this information in readme.</p>	<p>built lib removed from repo master version of demo deployed on gitlab-pages</p>	<input checked="" type="checkbox"/>	Change demo implementation
BEL-112	<span style="color: green;">DONE</span>	BEL Sprint 3	19/Nov/18	20/Nov/18	Michal Manak	<p>Calculate metrics FAR, FRR, EER</p>		<input type="checkbox"/>	BEL-29 / Add functions to compute domain specific metrics
BEL-100	<span style="color: green;">DONE</span>	BEL Sprint 3	12/Nov/18	20/Nov/18	Matej Končál	<p>Write function which computes metrics. This function accepts actual class labels and predicted class labels as input.</p>		<input type="checkbox"/>	BEL-29 / Add function for metrics calculation
BEL-98	<span style="color: green;">DONE</span>	BEL Sprint 3	12/Nov/18	20/Nov/18	Tomáš Jendrejčák	<p>Write transformer which could be used in Pipeline and accepts <code>user_id</code> as parameter. Output of this transformer will contain label column, which represents if row belongs <b>(1)</b>/not belongs <b>(0)</b> to user with <code>user_id</code> passed in parameter.</p>		<input type="checkbox"/>	BEL-29 / Write transformer which adds label column for user
BEL-97	<span style="color: green;">DONE</span>	BEL Sprint 3	12/Nov/18	20/Nov/18	Michal Manak	<p>Function should transform data column name to name that we require for ml module.</p>		<input type="checkbox"/>	BEL-78 / Create function for data column name preprocess
BEL-93	<span style="color: green;">DONE</span>	BEL Sprint 3	10/Nov/18	20/Nov/18	Matej Končál	<p>Write function to compute features for each segment</p> <ul style="list-style-type: none"> <li>average</li> <li>min</li> <li>max</li> <li>median</li> <li>lower quartile</li> <li>upper quartile</li> <li>inter quartile range</li> <li>duration</li> <li>start x</li> <li>start y</li> <li>end x</li> <li>end y</li> </ul> <p>Matej Končál suggest to use <a href="#">pandas.groupby.agg</a>. Make groupby general, so i can change groupby column name and compute features e.g. for segment parts</p>		<input type="checkbox"/>	BEL-27 / Compute features for each segment










Key	Status	Sprint	Created	Updated	Assignee	Description	Acceptance criteria	T	Summary
BEL-94	<span style="background-color: #d4edda; border: 1px solid #c3e6cb; border-radius: 4px; padding: 2px;">DONE</span>	BEL Sprint 3	10/Nov/18	20/Nov/18	Tomáš Jendrejčák	Write functions which accepts data from one segment/part of segment and compute: <ul style="list-style-type: none"> <li>trajectory length</li> <li>air distance from start to end</li> </ul>			BEL-27 / Compute movement length for segment
BEL-92	<span style="background-color: #d4edda; border: 1px solid #c3e6cb; border-radius: 4px; padding: 2px;">DONE</span>	BEL Sprint 3	10/Nov/18	20/Nov/18	Matúš Kalafut	Write function to split each segments to 3 parts (maybe more, if there is easy solution): <ul style="list-style-type: none"> <li>beginning - e.g. identifier &lt;seg_num&gt;_b</li> <li>middle - e.g. identifier &lt;seg_num&gt;_m</li> <li>end - e.g. identifier &lt;seg_num&gt;_e</li> </ul> Make function general, so it must be easy to change split criterion, e.g. split criterion will be passed to function via parameter			BEL-27 / Split segments to parts
BEL-88	<span style="background-color: #d4edda; border: 1px solid #c3e6cb; border-radius: 4px; padding: 2px;">DONE</span>	BEL Sprint 3	07/Nov/18	19/Nov/18	Matúš Kalafut	Implement data conversion from structure stored in database into CSV format.			BEL-84 / Implement data conversion
BEL-91	<span style="background-color: #d4edda; border: 1px solid #c3e6cb; border-radius: 4px; padding: 2px;">DONE</span>	BEL Sprint 3	07/Nov/18	17/Nov/18	Kamil Janeček	Currently we are storing this: <div style="border: 1px solid #ccc; padding: 10px; margin: 10px 0;"> <pre>{   "sessionId": 24,   "timeStamp": 2580.599999986589,   "eventType": "CUSTOM",   "payload": {dynamic},   "sessionStartsAt": 1541118820776 }</pre> </div> That dynamic part is problematic for us. We need to know all of those possible columns before we can start doing any processing.	For given mongo query find all possible keys in json.		BEL-84 / Find all possible columns
BEL-107	<span style="background-color: #fff3cd; border: 1px solid #ffee58; border-radius: 4px; padding: 2px;">TO DO</span>	BEL Sprint X	15/Nov/18	15/Nov/18	Unassigned	<a href="https://gitlab.com/tp-fastar/server/blob/develop/behameetrics/util.py#L10">https://gitlab.com/tp-fastar/server/blob/develop/behameetrics/util.py#L10</a>			BEL-106 / Improve logger detection
BEL-87	<span style="background-color: #d4edda; border: 1px solid #c3e6cb; border-radius: 4px; padding: 2px;">DONE</span>	BEL Sprint 3	07/Nov/18	07/Nov/18	Matej Končál	get correct column names for CSV export  relates to <a href="#">BEL-78</a>			BEL-84 / Finalize data format
BEL-56	<span style="background-color: #d4edda; border: 1px solid #c3e6cb; border-radius: 4px; padding: 2px;">DONE</span>	BEL Sprint 2	23/Oct/18	06/Nov/18	Kamil Janeček	As a researcher I want to store logged data per session, so that I can see the data per session.	User is able to get data from session, identified by session id (shown on logger page)		Integrate logger with server
BEL-52	<span style="background-color: #d4edda; border: 1px solid #c3e6cb; border-radius: 4px; padding: 2px;">DONE</span>	BEL Sprint 2	16/Oct/18	06/Nov/18	Ján Vnenčák	<ul style="list-style-type: none"> <li>Logger should log also combinations of mouse clicks (all 5 mouse buttons)</li> <li>Log scroll amount (horizontal, vertical)</li> </ul>	On scroll event, data should contain 2 properties for vertical and horizontal scroll amount delta. Mouse button property should contain all mouse click combinations.		Log Mouse Clicks - Advanced


Key	Status	Sprint	Created	Updated	Assignee	Description	Acceptance criteria	T	Summary
BEL-8	<span>DONE</span>	BEL Sprint 2	06/Oct/18	06/Nov/18	Kamil Burda	As a researcher I want to specify custom events to be logged so that I can enhance pre-processing of raw data. Events could be defined in the code. Examples: clicking or moving through a specific object The number of fields to be logged is variable. At the minimum, the name of the event should be logged (could be anything). Logging custom events on the web should be possible on any device.	Logger should contain textfield and confirm button. After inserting custom event into textfield and button click the custom event is logged with all other attributes.		Log Custom Events
BEL-25	<span>DONE</span>	BEL Sprint 2	09/Oct/18	06/Nov/18	Kamil Burda	Compute additional columns (see picture in attachments) for data	Computed columns are visible in table with raw data.		Compute speed related columns from raw data
BEL-26	<span>DONE</span>	BEL Sprint 2	09/Oct/18	06/Nov/18	Kamil Burda	Data should be tagged by segment according to its time interval, silence time, or combination of both. Criteria should be maximally variable.	User is able to get data by session with segments criteria (time intervals - silence, combination)		Split raw data to time interval and silence segments
BEL-75	<span>DONE</span>	BEL Sprint 2	02/Nov/18	06/Nov/18	Michal Manak	Create jupyter notebook 1. load raw_logs.csv 2. demonstrate usage of functions implemented in <a href="#">BEL-25</a> and <a href="#">BEL-26</a>			Prepare jupyter notebook for demo
BEL-77	<span>DONE</span>	BEL Sprint 2	05/Nov/18	05/Nov/18	Michal Manak	Allow user to programatically log custom events: these events will have structure defined in issue <a href="#">BEL-74</a>			BEL-8 / Interface for custom events
BEL-63	<span>DONE</span>	BEL Sprint 2	23/Oct/18	05/Nov/18	Kamil Janeček				BEL-52 / Advanced mouse clicks implementation
BEL-73	<span>DONE</span>	BEL Sprint 2	02/Nov/18	05/Nov/18	Kamil Janeček				BEL-56 / Use session ID in logged data
BEL-65	<span>DONE</span>	BEL Sprint 2	25/Oct/18	05/Nov/18	Kamil Janeček	Configure gunicorn to run flask app, when deployed to production/develop			BEL-56 / Serve flask with gunicorn in production
BEL-76	<span>DONE</span>	BEL Sprint 2	03/Nov/18	05/Nov/18	Matúš Kalafut	<a href="http://flask.pocoo.org/docs/1.0/api/#flask.Flask.before_request">http://flask.pocoo.org/docs/1.0/api/#flask.Flask.before_request</a> validate custom header before every request 			BEL-56 / Validate clients header
BEL-66	<span>DONE</span>	BEL Sprint 2	27/Oct/18	04/Nov/18	Kamil Janeček				BEL-56 / Posting logged data to server
BEL-58	<span>DONE</span>	BEL Sprint 2	23/Oct/18	04/Nov/18	Matej Končál				BEL-56 / Filter session data on server
BEL-57	<span>DONE</span>	BEL Sprint 2	23/Oct/18	03/Nov/18	Matej Končál				BEL-56 / UID generation
BEL-60	<span>DONE</span>	BEL Sprint 2	23/Oct/18	03/Nov/18	Unassigned	ideas: document per session event = meta + payload			BEL-56 / Model events in database

Key	Status	Sprint	Created	Updated	Assignee	Description	Acceptance criteria	T	Summary
BEL-59	<span>DONE</span>	BEL Sprint 2	23/Oct/18	03/Nov/18	Unassigned				BEL-56 / Save sesion id in events
BEL-64	<span>DONE</span>	BEL Sprint 2	25/Oct/18	02/Nov/18	Kamil Janeček	<ul style="list-style-type: none"> <li>fix docker image creation job - cache from latest-dev image when branch develop</li> <li>replace '_' with '-' in docker container name</li> </ul>			BEL-56 / Server CI/CD refactor
BEL-74	<span>DONE</span>	BEL Sprint 2	02/Nov/18	02/Nov/18	Kamil Janeček	Define data structure for custom events (all events)	Specified data structure		BEL-8 / Define data structure
BEL-13	<span>DONE</span>		07/Oct/18	23/Oct/18	Unassigned	<p>As a researcher I want to log information about the current session so that I can distinguish raw data from multiple sessions.</p> <p>Fields:</p> <ul style="list-style-type: none"> <li>session identifier</li> <li>user identifier</li> </ul>			Log Session Metadata
BEL-53	<span>DONE</span>		16/Oct/18	23/Oct/18	Unassigned	<p>As a researcher I want to log user ID during experiments so that I can distinguish data from multiple participants</p> <p>How should we determine the user ID?</p>			Log User ID
BEL-20	<span>DONE</span>		08/Oct/18	23/Oct/18	Unassigned				Project kickoff
BEL-23	<span>DONE</span>	BEL Sprint 1	09/Oct/18	23/Oct/18	Kamil Burda	<p>As a researcher I want to store logged data from the web so that I can later analyze the data at any given time.</p> <ul style="list-style-type: none"> <li>display stored data</li> <li>technologies</li> </ul>	test of saving data (example input - json) and display correct data on retrieval		Store Logged Data
BEL-54	<span>DONE</span>	BEL Sprint 1	21/Oct/18	23/Oct/18	Kamil Janeček	setup deployment /run docker container/ setup nginx	current develop branch deployed to VM		BEL-23 / Deploy develop to VM
BEL-47	<span>DONE</span>	BEL Sprint 1	09/Oct/18	22/Oct/18	Michal Manak				BEL-17 / Product deployment methodology
BEL-21	<span>DONE</span>	BEL Sprint 1	08/Oct/18	22/Oct/18	Michal Manak	Create methodologies for code writing	Defined methodologies for code writing approved by all team members		BEL-17 / Methodology for code writing
BEL-39	<span>DONE</span>	BEL Sprint 1	09/Oct/18	22/Oct/18	Matúš Kalafut				BEL-17 / Methodology for code review
BEL-43	<span>DONE</span>	BEL Sprint 1	09/Oct/18	22/Oct/18	Michaela Balážová	Save data to database.			BEL-23 / Integrate server with database
BEL-22	<span>DONE</span>	BEL Sprint 1	08/Oct/18	22/Oct/18	Matúš Kalafut	Create methodologies for version control	Defined methodologies for version control approved by all team members		BEL-17 / Methodology for version control



Key	Status	Sprint	Created	Updated	Assignee	Description	Acceptance criteria	T	Summary
BEL-42	DONE	BEL Sprint 1	09/Oct/18	22/Oct/18	Michaela Balážová	Select backend technology (language, framework) for server. Expose endpoints for: 1. saving data 2. retrieving data  Setup repository + CI (dockerize) + auto deploy to our VM			BEL-23 / Backend server
BEL-38	DONE	BEL Sprint 1	09/Oct/18	22/Oct/18	Michal Manak	<a href="https://team04-18.studenti.fiit.stuba.sk/wiki/display/BEH/Big+picture">https://team04-18.studenti.fiit.stuba.sk/wiki/display/BEH/Big+picture</a>			Big picture
BEL-55	DONE	BEL Sprint 1	22/Oct/18	22/Oct/18	Michal Manak	<ul style="list-style-type: none"> <li>goals for this semester <ul style="list-style-type: none"> <li>what needs to be done in the end of winter semester (approximately 17.12.)</li> </ul> </li> <li>visions for the next semester</li> </ul>			BEL-38 / Define goals of our project
BEL-46	DONE	BEL Sprint 1	09/Oct/18	22/Oct/18	Michal Manak				BEL-38 / High-level product architecture
BEL-49	DONE	BEL Sprint 1	09/Oct/18	21/Oct/18	Kamil Janeček				BEL-17 / Definition of ready
BEL-48	DONE	BEL Sprint 1	09/Oct/18	21/Oct/18	Michal Manak				BEL-17 / Definition of done
BEL-19	DONE		08/Oct/18	21/Oct/18	Tomáš Jendrejčák				Team setup
BEL-40	DONE	BEL Sprint 1	09/Oct/18	21/Oct/18	Kamil Janeček	<a href="https://team04-18.studenti.fiit.stuba.sk/wiki/display/BEH/Documentation">https://team04-18.studenti.fiit.stuba.sk/wiki/display/BEH/Documentation</a>			BEL-17 / Methodologies for documentation
BEL-7	DONE	BEL Sprint 1	06/Oct/18	16/Oct/18	Kamil Burda	<p>As a researcher I want to log raw data from computer mice on the web so that I can use the data for further analysis.</p> <p>Data to log:</p> <ul style="list-style-type: none"> <li><b>log name of the event + generic data (x, y, timestamp)</b></li> <li>coordinates (x, y)</li> <li>timestamp - as precise as possible</li> <li>event type - move, click (left, middle, right, ...), scroll, ... <ul style="list-style-type: none"> <li>in case of clicks, distinguish mouse-down and mouse-up</li> </ul> </li> </ul> <p>Additional comments:</p> <ul style="list-style-type: none"> <li>browser and version compatibility - not really sure, as many as possible, I guess <ul style="list-style-type: none"> <li>chrome- latest</li> <li>firefox- latest</li> </ul> </li> <li>performance concerns - not important at the moment</li> </ul> <p>References:</p> <ul style="list-style-type: none"> <li><a href="https://developer.mozilla.org/en-US/docs/Web/API/MouseEvent/buttons">https://developer.mozilla.org/en-US/docs/Web/API/MouseEvent/buttons</a></li> <li><a href="https://developer.mozilla.org/en-US/docs/Web/Events/wheel">https://developer.mozilla.org/en-US/docs/Web/Events/wheel</a></li> </ul>	List of log events in console		Log Mouse Raw Data

Key	Status	Sprint	Created	Updated	Assignee	Description	Acceptance criteria	T	Summary
BEL-16	<span>DONE</span>		08/Oct/18	15/Oct/18	Ján Vnenčák	<b>Website mininum requirements:</b> <ul style="list-style-type: none"> <li>team name</li> <li>information about teammates</li> <li>project plan</li> <li>current state of plan</li> <li>teammates roles</li> <li>links to documentation and meetings records</li> <li>all interesting things connected with the project and the project workflow</li> </ul>	Webpage meets all the minimum requirements. Webpage is available on team04-18.studenti.fiit.stuba.sk.		BEL-19 / <a href="#">Webpage</a>
BEL-5	<span>DONE</span>		06/Oct/18	15/Oct/18	Matej Končál	setup CI for current server deployment	Test		BEL-1 / <a href="#">Current server deployment</a>
BEL-44	<span>DONE</span>	BEL Sprint 1	09/Oct/18	14/Oct/18	Kamil Janeček	Method/observable which will return required data: timestamp, x, y, eventName			BEL-7 / <a href="#">Logging functionality</a>
BEL-45	<span>DONE</span>	BEL Sprint 1	09/Oct/18	14/Oct/18	Ján Vnenčák	Verify logging component in firefox: latest chrome: latest  <ul style="list-style-type: none"> <li>&gt; write all output to console</li> </ul>			BEL-7 / <a href="#">Verify logging</a>
BEL-51	<span>DONE</span>		13/Oct/18	14/Oct/18	Michal Manak	Characters with diacritics are not consistent with other characters. Change it.	Characters with diacritic are consistent with other characters		BEL-19 / <a href="#">Font webpage</a>
BEL-41	<span>DONE</span>	BEL Sprint 1	09/Oct/18	12/Oct/18	Kamil Janeček	Setup MongoDB on our VM. (docker container, secured instance, start on startup)			BEL-23 / <a href="#">Configure database system</a>
BEL-14	<span>DONE</span>		08/Oct/18	09/Oct/18	Michaela Balážová	Assign roles to everyone in team: <ul style="list-style-type: none"> <li>scrum master - <a href="#">Michal Manak</a></li> <li>documentation - <a href="#">Michaela Balážová</a></li> <li>code quality (code review, review of created tests) - <a href="#">Kamil Janeček</a></li> <li>frontend - <a href="#">Ján Vnenčák</a></li> <li>server admin - <a href="#">Matej Končál</a></li> <li>testing - <a href="#">Tomáš Jendrejčák</a></li> <li>implementation - <a href="#">Matúš Kalafut</a></li> </ul> Discuss and figure out (later, during project) how to assign another roles like developer, versioning, backend ...	Every team member has assigned role		BEL-19 / <a href="#">Assign roles</a>
BEL-15	<span>DONE</span>		08/Oct/18	08/Oct/18	Michaela Balážová	create logo of our team <a href="https://logomakr.com/6z0HoX">https://logomakr.com/6z0HoX</a> <a href="https://team04-18.studenti.fiit.stuba.sk/wiki/display/BEH/Team+identity">https://team04-18.studenti.fiit.stuba.sk/wiki/display/BEH/Team+identity</a>	created logo of team		BEL-19 / <a href="#">Team logo</a>
BEL-2	<span>DONE</span>		02/Oct/18	06/Oct/18	Kamil Janeček	Cakame na ramku: <a href="https://tfs.fiit.stuba.sk:8443/tfs/StudentsProjects/TP%20Virtual%20Machines/_workitems?id=8857">https://tfs.fiit.stuba.sk:8443/tfs/StudentsProjects/TP%20Virtual%20Machines/_workitems?id=8857</a>  Vyžera, ze to vie rozumne bezat z dockeru: <a href="https://hub.docker.com/r/atlassian/confluence-server/">https://hub.docker.com/r/atlassian/confluence-server/</a>			BEL-1 / <a href="#">Confluence</a>

Key	Status	Sprint	Created	Updated	Assignee	Description	Acceptance criteria	T	Summary
BEL-3	DONE		02/Oct/18	02/Oct/18	<a href="#">Matej Končál</a>	Dufam, ze let's encrypt pojde aj ked nemame vlastnictvo domeny. Nahodit do nginxu.			 BEL-1 / TLS